



# 2011 LANDSCAPE COLLECTION

Pavers • Retaining Walls • Edgers • Fireplaces



Anchor Block Company is one of the nation's premier manufacturers of innovative concrete landscape and masonry products. Since 1909, it has been our mission to design landscape products that enhance outdoor spaces by making them more livable and aesthetically interesting while also complementing the surrounding landscape. We partner with contractors, architects, engineers, dealers and retailers to bring beautiful and enduring solutions to every part of your home.







Source: 2011 ad campaign

**IS YOUR BACKYARD LIVING UP TO ITS POTENTIAL?**



# 2011

## LANDSCAPE COLLECTION

3-7 ELEMENTS OF DESIGN. COLOR. SURFACE. FINISH. SHAPE.

### PROJECT TOOLS

8-9 COLOR COORDINATION GUIDE

10-13 PRODUCT APPLICATIONS

### ANCHOR™ PAVERS

16 SLATON PLUS™ PAVERS

18 KINGSTON PLUS™ PAVERS

20 HOLLAND PLUS™ PAVERS

22 CHARLESTON™ PAVERS

24 AFTON™ PAVERS

26 BRITTON™ PAVERS

28 KINGSTON™ PAVERS

30 HOLLAND PAVERS

32 HOLLAND PERMEABLE PAVERS

34 TURFSTONE PAVER

### ANCHOR™ WALL SYSTEMS

38 BRISA™ WALL SYSTEMS

40 ARTISANA® WALL SYSTEMS

42 HIGHLAND STONE® WALL SYSTEMS

44 DIAMOND STONE CUT® RETAINING WALL SYSTEM

46 DIAMOND® RETAINING WALL SYSTEM

48 WINDSOR STONE® RETAINING WALL SYSTEM

### ANCHOR™ EDGERS AND BULLNOSE COPING

53 ANCHOR EDGER® (BULLET EDGER)

53 RIVERS EDGE™ EDGER

53 TECHTURE STONE® EDGER

54 BULLNOSE COPING

### FIREPLACE KITS

58 STONEAGE FIREPLACE KITS

### PRODUCT INFORMATION

61-69 UNIT SPECIFICATIONS

70-71 DISTRIBUTOR LIST

72 CONTRACTOR PROJECT CREDITS





## **Color. Surface. Finish. Shape.**

These elements of design are as essential to an outdoor space as blue sky and bright sunshine.

At Anchor Block Company, we believe that pavers and walls should function as a natural extension of the organic landscaping that surrounds your home. To achieve this, we rely on cutting edge manufacturing processes, fine materials and proprietary finishes which instill our landscape products with their many unique characteristics. This meticulous attention to detail ensures that every patio, driveway or wall system you create will not only harmonize beautifully with its surroundings, but will bear the signature visual aesthetic only Anchor Block Company can provide. The following pages outline the four natural attributes of our landscape products - color, surface, finish and shape - so that you might begin to consider how to use them in a way that best suits your existing environment.



## Color.

The color of your walls or pavers is perhaps the most important factor in creating a space that's visually balanced. The color of your existing landscape as well as the exterior of your home should be major considerations when selecting a hardscape color.







## Surface.


The surface or texture, of your hardscape is a consideration that's both practical and aesthetic. From rough-hewn and sculpted to smooth and undulated, Anchor Block Company offers a variety of textures to enhance the visual appeal of any space.






## Finish.

Anchor™ products offer a variety of finishes - Stone Cut®, Classic, Plus™ and tumbled. No matter what you choose for your hard-scape, know that, while subtle, the finish of your products can have a dramatic effect on the entire project.







## Shape.

Anchor™ products offer multiple sizes in walls and pavers for pattern versatility, allowing you to create unique looks that are distinctly your own.





## Project Tools

Use our color coordination guide to select pleasing combinations of paver and wall colors. Each situation is unique so work with your contractor or designer for your combination.

Anchor Block Company manufactures retaining walls and pavers in various color options. Colors range from solid colors to premium color blends. Colors shown in this catalog may vary from actual product colors. Colors should always be chosen from actual samples. See samples at a local Anchor Block Company Distributor (pages 70-71), or [www.anchorblock.com](http://www.anchorblock.com).




		Diamond®			Diamond Stone Cut®						Highland Stone®			Brisa™		Artisana®		Windsor Stone®		
	WALL COLORS  PAVER COLORS	Desert Tan	Gray	Umber	Chestnut Tan	Charcoal Brown	Quail	Desert Tan	Charcoal	Umber	Sand	Majestic Gray	Ironstone	Arctic Gold	Heritage	Gold Creek	Woodlake	Tan	Gray	Brown
Solids	Cambray Tan	Accent color that creates outline, feature, border definition																		
	Charcoal	Accent color that creates outline, feature, border definition																		
Slaton Plus™ Tumbled	Blu Stone	x	x			x		x	x			x	x	x	x	x		x	x	
	Blu Iron	x	x		x	x		x	x			x	x		x	x	x	x	x	
Slaton Plus™	Blu Stone	x	x			x		x	x			x	x		x	x		x	x	
	Blu Iron	x	x			x		x	x		x	x				x	x	x	x	
Charleston™	Northwoods	x	x	x				x	x	x	x	x		x	x	x	x	x	x	
	Fieldstone	x	x	x	x	x	x	x	x	x	x	x	x		x			x	x	x
	Mahogany	x	x					x	x				x		x			x	x	x
	Millstone	x	x			x		x	x			x	x	x	x	x		x	x	
	Walnut	x	x	x		x		x	x	x	x	x	x		x	x		x	x	x
	Rosewood	x	x					x	x				x		x			x	x	
Afton™	Northwoods	x	x	x				x	x	x	x	x		x	x	x	x	x	x	
	Fieldstone	x	x	x	x	x	x	x	x	x	x	x	x	x	x			x	x	x
	Mahogany	x	x			x		x	x				x		x			x	x	x
	Millstone	x	x			x		x	x			x	x	x	x	x		x	x	
	Walnut	x	x	x	x			x	x	x	x	x	x		x	x		x	x	x
	Rosewood	x	x					x	x									x	x	
Britton™	Northwoods	x	x	x		x		x	x	x	x	x		x	x	x	x	x	x	
	Fieldstone	x	x	x	x	x	x	x	x	x	x	x	x		x		x	x	x	x
	Mahogany	x	x	x		x		x	x	x			x		x	x		x	x	x
	Derby Gray	x	x			x		x	x		x	x	x	x	x	x		x	x	
	Walnut	x	x	x	x	x	x	x	x	x	x	x	x	x	x	x	x	x	x	x
Kingston™	Northwoods	x	x	x				x	x	x	x	x		x	x	x	x	x	x	
	Fieldstone	x	x	x	x	x	x	x	x	x	x	x	x	x	x	x	x	x	x	x
	Ironstone	x	x	x		x		x	x	x		x	x		x	x		x	x	
	North Oaks	x	x	x	x			x	x	x								x	x	
Kingston™ Tumbled	Northwoods	x	x	x				x	x	x	x	x		x	x	x	x	x	x	
	Fieldstone	x	x	x	x	x	x	x	x	x	x	x	x	x	x	x	x	x	x	x
	Ironstone	x	x	x		x		x	x	x		x	x		x			x	x	
	North Oaks	x	x	x	x			x	x	x								x	x	
Kingston Plus™	Woodland	x		x	x	x	x	x		x	x	x		x	x	x	x	x		x
	Barkwood	x	x	x	x	x		x	x	x		x	x		x	x	x	x	x	
Holland Plus™	Woodland	x		x	x	x	x	x		x	x	x		x	x	x	x	x		x
	Barkwood	x	x	x	x	x		x	x	x		x	x		x	x	x	x	x	
	Brick Red	x	x	x		x	x	x		x								x	x	
Holland/ Holland Permeable	Fieldstone	x	x	x	x	x	x	x	x	x	x	x	x		x		x	x	x	x
	Ironstone		x	x		x		x	x	x		x	x		x				x	
	North Oaks	x	x	x	x			x	x	x								x	x	
	Pipestone		x						x				x						x	

Create your own color combination by combining colors too.




# Product Applications

## Pool Decks





## Walkways






# Product Applications

## Patios




## Fire Pits





# Product Applications

## Outdoor Kitchens





## Seating Walls








## Product Applications

### Columns



### Steps





## Anchor™ Pavers

Anchor Block Company pavers come in a wide variety of shapes, textures, sizes and colors to create everything from the most intricate patterns to sweeping patios and timeless cobblestone driveways, to winding walkways and luxurious pool decks.

Britton™ pavers, Mahogany color, Britton™ paver border, Derby Gray color







# Slaton Plus™

PAVERS








Slaton Plus™ pavers, Blu Iron color, Charleston™ paver border and steps, Cambray Tan color, and Highland Stone® freestanding wall system, Majestic Gray color

## Colors



BLU IRON



BLU IRON  
TUMBLED



BLU STONE



BLU STONE  
TUMBLED

Slaton Plus™ pavers combine the distinctive layered texture of natural, quarried slate with a finish that's every bit as beautiful and durable. Our signature premium Plus™ finish produces a rich color, distinctive texture and wear-resistant surface. With three sizes for pattern versatility, Slaton Plus™ pavers are perfect for patios and walkways. Slaton Plus™ tumbled pavers are also suitable for driveway applications.



## Colors



WOODLAND



BARKWOOD



Kingston Plus™ pavers, Barkwood and Woodland color mix, Highland Stone® freestanding wall system with columns, Majestic Gray color, column caps, Charcoal color

With a shape and size that evokes the charm of Colonial America's cobblestone streets, Kingston Plus™ pavers feature a finely textured surface with a gently tapered edge. Circle kits enable versatile patterning for creating intricate, organic shapes, or paving around an outdoor fire pit. Our signature premium Plus™ finish produces a rich color, distinctive texture and wear-resistant surface.



# Kingston Plus™

PAVERS





# Holland Plus<sup>TM</sup>

PAVERS







Holland Plus™ pavers, Woodland color

## Colors



WOODLAND



BARKWOOD



BRICK RED

Traditional in every sense, the clean lines of Holland Plus™ pavers make them an ideal choice for a multitude of applications, from quaint patios to grand driveways. Holland Plus™ pavers are also great to use as accent pieces with other Anchor™ pavers, or used exclusively to create traditional paver patterns. Our signature premium Plus™ finish produces a rich color, distinctive texture and wear-resistant surface.



# Colors

	
CAMBRAY TAN	NORTHWOODS
	
FIELDSTONE	MAHOGANY
	
CHARCOAL	MILLSTONE
	
WALNUT	ROSEWOOD



Charleston™ pavers (textured side down), Millstone color, Charleston™ paver border, Cambray Tan and Charcoal color mix

Stately, nineteenth-century elegance is perfectly captured in the texture of Charleston™ pavers. With their tumbled, worn appearance, each paver looks as if it were taken directly from an old, cobblestone street in the town that inspired the name. Charleston™ pavers and circle kits are perfect for creating intricate pattern designs on patios, pool decks and driveways or when used as beautiful accent pieces for edging, borders and patio stones.



# Charleston<sup>TM</sup>

PAVERS











Afton™ pavers, Walnut color, Artisana® retaining wall system, Gold Creek color

## Colors



CAMBRAY TAN



NORTHWOODS



FIELDSTONE



MAHOGANY



CHARCOAL



MILLSTONE



WALNUT



ROSEWOOD

Soft, textured finish. Modern shapes. Varied color palette. Afton™ pavers offer a clean, sophisticated solution to visually enhance, and coordinate with, any landscape. Owing to their supreme versatility, Afton™ pavers can be used residentially or for a myriad of other applications as well. And they're just as great at making grand statements as they are at understated gestures, like when used as a solid-color soldier course for borders or accents.



## Colors



CAMBRAY TAN



NORTHWOODS



FIELDSTONE



MAHOGANY



CHARCOAL



DERBY GRAY



WALNUT



Britton™ pavers, Derby Gray color, Britton™ paver border, Cambray Tan color

Just as the name suggests, Britton™ pavers call to mind the rustic, cobblestone streets of England and the clip-clop of horse-drawn carriages. With their soft, tumbled texture, smooth finish and outstanding durability, Britton™ pavers are superb for use in patios, walkways and driveways.



# Britton™

PAVERS











Kingston™ pavers, Ironstone color, Kingston™ paver border, Charcoal color, Highland Stone® freestanding wall system and columns, Ironstone color

## Colors




CAMBRAY TAN



NORTHWOODS



FIELDSTONE



CHARCOAL



IRONSTONE



NORTH OAKS



FIELDSTONE  
TUMBLED\*

\*Tumbled pavers are available in all colors listed on this page.

From the charming avenues of Colonial America to your yard, Kingston™ pavers create postcard-perfect cobblestone driveways, walkways and patios. The pavers' richly textured surface and softly tapered corners recall the tumbled, hand-carved texture of genuine cobblestones. The smaller size makes Kingston™ pavers extremely versatile, perfect for both intricate detail work and spacious patios.



# Colors



FIELDSTONE



CHARCOAL



IRONSTONE



NORTH OAKS



PIPESTONE



Holland pavers, Fieldstone color

Traditional pattern. Durable. Versatile. Holland pavers strike a perfect balance between functional use and aesthetic appeal. The sum of these unique qualities makes Holland pavers an ideal choice for many diverse applications. Furthermore, their incredible versatility makes them perfect for use as accent pieces with other Anchor™ pavers.



# Holland

PAVERS





# Holland Permeable

PAVERS







Holland Permeable pavers, custom color

## Colors



FIELDSTONE




NORTH OAKS

Holland Permeable pavers are designed to allow you to smartly maintain and manage the natural ecology of an outdoor space by controlling non point-source pollution and erosion caused by runoff. Holland Permeable pavers provide effective storm water management by naturally filtering contaminants, facilitating replenishment of the water table and allowing rainwater to be harvested. Holland Permeable pavers meet or exceed all ASTM standards and are suitable for use in harsh climates.



# Colors



SHALE



Turfstone pavers, Shale color

The Turfstone paver gives you the flexibility to add both stability to supported turf and style without changing the natural footprint of the existing environment. Perfect for secondary property entrances, the unique filigree design, with 40% apertures, can be filled with grass or aggregates. The Turfstone paver’s ecological design makes it a practical, and stylish, solution for erosion control.



# Turfstone

PAVER





## Anchor™ Wall Systems

Anchor Block Company wall systems bring the look of natural stone to your own yard. Whether you're creating retaining walls, outdoor living areas or seating walls, each of our wall systems is designed to work in harmony with your home's existing landscaping.

Brisa™ multiheight freestanding wall system, custom color  
Kingston™ pavers, Fieldstone color, Kingston™ paver border, Charcoal color













## Colors



HERITAGE



ARCTIC GOLD

Brisa™ 6- and 3-inch multipiece wall system, Custom color, Kingston™ pavers, Fieldstone color, Kingston™ paver border, Charcoal color

Inspired by the random look of quarried Chilton stone, the Brisa™ retaining and freestanding wall systems have a beautiful, natural appearance. Their distinctive design complements a wide variety of homes and landscapes. With multiple block sizes and heights, the product is remarkably versatile. The retaining wall product can be used to build curved and straight walls in projects ranging from garden planters to raised patios. The freestanding wall product is well-suited for seating walls and outdoor kitchens.



## Colors



WOODLAKE



GOLD CREEK



Artisana® 6" retaining wall system and 6" columns, Gold Creek color, Afton™ pavers, Walnut color, Afton™ paver border, Charcoal color

A beautiful alternative to traditional retaining wall blocks, the elegant design of the Artisana® multiheight wall system provides maximum versatility. These easy-to-use products allow for sweeping curves in a combination of 6- and 3-inch-high units, or with 6- or 3-inch-high units alone. The retaining wall system can be used in projects ranging from curves to corners and from terraces to raised patios. The freestanding wall blocks can be used for seating walls, courtyards and patio walls.



# Artisana®

WALL SYSTEMS





# Highland Stone®

WALL SYSTEMS







Highland Stone® 6" freestanding wall system, Majestic Gray color, Artisana® caps and ledge, Gold Creek color, column caps, Charcoal color

## Colors



SAND



MAJESTIC GRAY



IRONSTONE

## HIGHLAND STONE® COLUMN CAP



BROWN



CHARCOAL

If you're looking for a wall system that combines superior strength with an artistic appearance, look no further than the Highland Stone® retaining and freestanding wall systems. Crafted with a rich, random appearance that combines multiple block sizes and heights, these systems complement landscapes ranging from city backyards to lakeside lots. The rough-hewn texture blends with natural stonework accents. The universal 30x30-inch Highland Stone® column cap provides a finishing touch.



## Colors



QUAIL



CHESTNUT TAN



DESERT TAN



CHARCOAL



CHARCOAL  
BROWN



UMBER



Diamond Stone Cut® retaining wall system, formal-face, Quail color, Britton™ pavers, custom color

With the authentic look of time-worn stone, the Diamond Stone Cut® retaining wall system can give your landscape a new, fresh look with the trusted quality of the Diamond® retaining wall system. The timeless, formal-face style or the bold, casual-face style can be used to create walls that are both pleasing and functional. Built in straight or curving designs, planters and terraces created with the Diamond Stone Cut® system underscore nature's beauty.



# Diamond Stone Cut®

RETAINING WALL SYSTEM



Diamond Stone Cut® retaining wall system, casual-face, Chestnut Tan color, column caps, Brown color



# Diamond<sup>®</sup>

RETAINING WALL SYSTEM







Diamond® retaining wall system, beveled face, custom color

## Colors



GRAY



DESERT TAN



UMBER

Famous for durability, the Diamond® retaining wall system has been trusted by contractors for decades. The clean lines of the straight face and the enduring look of the beveled face provide options for a wide range of functional projects. From simple to complex, projects built with the Diamond system stand the test of time.



## Colors



CHARCOAL



TAN



BROWN



Windsor Stone® retaining wall system, Tan color, Holland pavers, custom color

The traditional face style of the Windsor Stone® retaining wall system gives any garden wall an ageless appearance.



# Windsor Stone®

RETAINING WALL SYSTEM



Windsor Stone® retaining wall system, Tan color, Holland Pavers, custom color



## **Anchor™ Edgers and Bullnose Coping**

Anchor™ edgers and Bullnose coping are the perfect solutions for adding detail to borders, entryways, flowerbeds and paths. From the tumbled, natural look of the Tecture Stone® Edger to the smooth texture of Bullnose coping, Anchor edgers give your project a polished, finished look.

Rivers Edge™ edger, Charcoal Tan color









# Edgers







Anchor Edger® edger, Copper color

Commonly known as a bullet edger for its distinctive shape, the clean lines and smooth texture of the Anchor Edger® edger adds bold symmetry to tight curves and flowing, organic-shaped borders. Available in one uniform size and shape for design continuity, Anchor Edger® edgers are the perfect way to add even greater detail to any hardscape project.

Rivers Edge™ edgers blend gracefully and naturally into any environment. Great for borders, gardens, paths and walkways, their soft, sculpted surface emulates the look of natural stone.

The Tecture Stone® edger is tumbled to resemble natural, chiseled stone and offers a sophisticated, weathered alternative to framing flowerbeds, walkways or other landscaping.

## Anchor Edger® Edger Colors



## Rivers Edge™ Edger Color



TAN BROWN

## Tecture Stone® Edger Color




KASOTA



## Colors



FIELDSTONE



CHARCOAL



Bullnose coping, Fieldstone color

The smooth, rounded nose of Bullnose coping is best for finishing work on pool decks, stair treads and wall caps, and lends a refined look to any hardscape project.



# Bullnose

COPING



Highland Stone® freestanding wall and column units, Sand color; Kingston™ pavers, Fieldstone color; Bullnose coping, Fieldstone color



## Fireplace Kits

As a place around which families and friends can gather, an outdoor fireplace is second to none. From traditional fireplaces to pizza and brick ovens, Anchor Block Company has complete, easy-to-install kits that are guaranteed to turn your backyard into the most coveted destination on the block.

36" Stone Age Fireplace Kit, tumbled Fondulac veneer, Kingston™ pavers, Fieldstone color









# Stone Age

FIREPLACE KITS







24" Fireplace



Domed Pizza Oven



36" Fireplace

Of all the outdoor landscaping options available today, nothing makes a bolder visual statement than an outdoor fireplace. As an authorized reseller of Stone Age fireplace kits, we have a variety of durable fireplaces, pizza and brick oven kits designed to complement your Anchor Block Company walls and pavers. With many elegant veneer options available, including brick, pavers and even natural stone, you can design your fireplace kit exactly the way you want it, and instantly transform your backyard into the ultimate getaway.

























## Product Information

It starts with a plan and design. Select an Anchor™ product and the best color to coordinate with the existing landscape and your home. Our online wall and paver calculating tools are available at [www.anchorblock.com/for-professionals/default.aspx](http://www.anchorblock.com/for-professionals/default.aspx).


















# Unit Specifications-Pavers

Product Shapes (Units not to Scale)	Product Name	Dimensions	Sq. Ft./Pallet	Sq. Ft./Piece	Pieces/Sq. Ft.	Lbs./Piece	Units/Pallet	Lbs./Pallet
   Sm. rec      Lg. rec      Lg. sq	Slaton Plus™ and Slaton Plus™ Tumbled Pavers							
	Small Rectangle	5½" x 8¼" x 2¾" (70mm)	76	0.32	3.16	10.5	240	2,572
	Large Rectangle	8¼" x 11" x 2¾" (70mm)	81	0.63	1.58	20.9	128	2,727
	Large Square	13¾" x 13¾" x 2¾" (70mm)	79	1.32	0.76	42	60	2,572
		Tumbled	83	1.32	0.76	42	63	2,698
		Kingston™ and Kingston Plus™ Pavers – Cambray Tan and Charcoal are available in squares and rectangles. Kingston™ pavers are also available tumbled, excluding circle kit.						
   Half. sq      Square      Rectangle	Half Square	5½" x 2¾" x 2¾" (60mm)	50	0.104	9.6	3	480	1,492
	Square	5½" x 5½" x 2¾" (60mm)	101	0.21	4.76	6	480	2,932
	Rectangle	5½" x 8¼" x 2¾" (60mm)	76	0.316	3.16	9	240	2,212
9' 9" Circle Kit								
    Ctr. stone    Sm. circle    3/4 stone    Lg. circle	Center Stone, Small Circle, 3/4 Stone, Large Circle	2¾" height (60mm) (9'9" diameter)					1	2,151
Holland and Holland Plus™ Pavers - 25mm not available in Plus™								
	60 mm	3⅞" x 7⅞" x 2¾" (60mm)	105	0.216	4.6	6	486	2,916 2,968 (Plus)
	25mm	3⅞" x 7⅞" x 1" (25mm)	102	0.216	4.6	2.5	480	1,252
Charleston™ Pavers								
   Sm. sq      Sm. rec      Med. rec    Lg. rec      Lg. sq	Small Square	5½" x 5½" x 2¾" (70mm)	81	0.21	4.74	7	384	2,740
	Small Rectangle	5½" x 8¼" x 2¾" (70mm)	76	0.32	3.16	10.5	240	2,572
	Medium Rectangle	5½" x 11" x 2¾" (70mm)	81	0.42	2.37	13.8	192	2,702
	Large Rectangle	8¼" x 11" x 2¾" (70mm)	81	0.63	1.58	20.9	128	2,727
	Large Square	13¾" x 13¾" x 2¾" (70mm)	83	1.32	0.76	42	63	2,698
 Sm. rec	25mm Veneer	5½" x 8¼" (25mm)	56	0.32			180	727
Starter Circle Kit								
   Ctr. stone    Sm. circle    3/4 stone	Center Stone, Small Circle, 3/4 Stone	2¾" height (70mm) (4' diameter)					1	456
Large Circle								
 Lg. circle	Large Circle (add one pallet small rectangles to complete 13'10" circle)	2¾" height (70mm)					1	2,516








# Unit Specifications-Pavers

Product Shapes (Units not to Scale)	Product Name	Dimensions	Sq. Ft./Pallet	Sq. Ft./Piece	Pieces/Sq. Ft.	Lbs./Piece	Units/Pallet	Lbs./Pallet
<b>Afton™ Pavers</b> – Cambray Tan and Charcoal are available in 5x5, 5x8, 5x11 and 8x11. Charcoal is available in circle kit.								
 Sm. sq  Sm. rec  Med. rec   Lg. rec  Lg. sq	Small Square	5½" x 5½" x 2¾" (70mm)	81	0.21	4.74	7	384	2,740
	Small Rectangle	5½" x 8¼" x 2¾" (70mm)	76	0.31	3.16	10.5	240	2,572
	Medium Rectangle	5½" x 11" x 2¾" (70mm)	81	0.42	2.37	13.8	192	2,702
	Large Rectangle	8¼" x 11" x 2¾" (70mm)	81	0.63	1.58	20.9	128	2,727
	Large Square	13¾" x 13¾" x 2¾" (70mm)	79	1.31	0.76	42	60	2,572
 Sm. rec	25mm Veneer	5½" x 8¼" (25mm)	56	0.31	3.16	3.8	180	727
<b>Starter Circle Kit</b>								
 Ctr. stone  Sm. circle  3/4 stone	Center Stone, Small Circle, 3/4 Stone	2¾" height (4' diameter)	13				1	456
<b>Large Circle</b>								
 Lg. circle	Large Circle (Add one pallet small rectangles to complete 13'10" circle)	2¾" height					1	2,516
<b>Britton™ Pavers</b> – Cambray Tan and Charcoal are available in 6x9 and 9x12								
 Sm. rec  Med. rec   Square  Lg. rec	Small Rectangle	4⅝" x 5⅞" x 2⅝" (60mm)	90	0.178	5.6	5	504	2,572
	Medium Rectangle	5⅞" x 8¾" x 2⅝" (60mm)	86	0.358	2.79	10	240	2,452
	Square	8¾" x 8¾" x 2⅝" (60mm)	86	0.537	1.86	15	160	2,452
	Large Rectangle	8¾" x 11¾" x 2⅝" (60mm)	92	0.719	1.39	20	128	2,612
<b>Holland Permeable Pavers</b>								
	80mm	5" x 10" x 3⅞" (Includes half sizes, can be machine laid)	77				1	2,691



















## Unit Specifications-Pavers, Edgers, Coping

Product Shapes (Units not to Scale)	Product Name	Dimensions	Sq. Ft./Pallet	Sq. Ft./Piece	Pieces/Sq. Ft.	Lbs./Piece	Units/Pallet	Lbs./Pallet
<b>Turfstone Paver</b>								
	Unit	15 $\frac{5}{8}$ " x 23 $\frac{1}{2}$ " x 3 $\frac{1}{8}$ "	102	2.55	0.39	59	40	2,372
	Product Name	Dimensions	Lin.Ft./Pallet			Lbs./Piece	Units/Pallet	Lbs./Pallet
<b>Anchor Edger® Edger</b>								
	Unit	4" x 3" x 12"	300 Lin.Ft.			10.5	300	3,202
<b>Techture Stone® Edger</b>								
	Unit	3 $\frac{5}{8}$ " x 3 $\frac{5}{8}$ " up to 15 $\frac{1}{2}$ "	240			Varies	Varies	3,112
<b>Rivers Edge™ Edger</b>								
	Unit	3 $\frac{5}{8}$ " x 3 $\frac{5}{8}$ " x 12"	276			12	276	3,364
	Product Name	Dimensions	Sq. Ft./Pallet	Sq. Ft./Piece	Pieces/Sq. Ft.	Lbs./Piece	Units/Pallet	Lbs./Pallet
<b>Bullnose Coping</b>								
	Unit	3 $\frac{3}{8}$ " x 13" x 2 $\frac{3}{8}$ "	74 (814 Lin.Ft.)	0.35	2.86	10	210	2,152



## Unit Specifications-Walls

Product Shapes (Units not to Scale)	Product Name	Dimensions	Face Ft.	Finished Sq. Ft.	Lbs./Unit	Units/Pallet	Sq.Ft./Unit	Weight/Pallet		
Brisa™ Segmental Retaining Wall System										
 6" x 6"	 6" x 10"	 6" x 16"	6" x 6" Wall Unit	6" x 6" x 8"	30	20	15	0.25	2,377	
			6" x 10" Wall Unit	6" x 10" x 8"		31	15	0.42		
			6" x 16" Wall Unit	6" x 16" x 8"		52	30	0.67		
 3" x 6"	 3" x 10"	 3" x 16"	3" x 6" Wall Unit	3" x 6" x 7½"	30	9	30	0.13	2,182	
			3" x 10" Wall Unit	3" x 10" x 7½"		14	30	0.21		
			3" x 16" Wall Unit	3" x 16" x 7½"		24	60	0.33		
Brisa™ Freestanding Wall System										
 6" x 6"	 6" x 10"	 6" x 16"	6" x 6" Wall Unit	6" x 6" x 5"	60	30	11	30	0.25	2,632
			6" x 10" Wall Unit	6" x 10" x 5"			19	30	0.42	
			6" x 16" Wall Unit	6" x 16" x 5"			28	60	0.67	
 3" x 6"	 3" x 10"	 6" x 16"	3" x 6" Wall Unit	3" x 6" x 5"	60	30	6	60	0.13	2,752
			3" x 10" Wall Unit	3" x 10" x 5"			9	60	0.21	
			3" x 16" Wall Unit	3" x 16" x 5"			15	120	0.33	
Brisa™ Wall System Accessories										
		Corner/Column Unit	6" x 16¾" x 8"			57	28		1,648	
		Pre-cut Corner Unit	6" x 11" x 4"				40		1,212	
		Trapezoid Double-Sided Cap	Front: 3" x 7" x 13½" Back: 3" x 8" x 13½"		79 Lin. Ft.	22	126		2,824	
Product Shapes (Units not to Scale)	Product Name	Dimensions	Face Ft.	Finished Sq. Ft.	Lbs./Unit	Units/Pallet	Sq.Ft./Unit	Weight/Pallet		
Anchor™ Base Block										
		Base Block	4" x 15¾" x 11"		64 Lin. Ft.	47	48		2,308	





















## Unit Specifications-Walls

	Product Name	Dimensions	Sq. Ft./Pallet	Lbs./Unit	Units/Pallet	Sq.Ft./Unit	Weight/Pallet	
Artisana® Segmental Retaining Wall System								
 6" x 8"	 6" x 16"	6" x 8" Wall Unit	6" x 8" x 8"	30	26	30 (Equal amount of each palletized together)	0.33	2,380
		6" x 16" Wall Unit	6" x 16" x 8"		52		0.67	
 3" x 8"	 3" x 16"	3" x 8" Wall Unit	3" x 8" x 7½"	30	13	60 (Equal amount of each palletized together)	0.17	2,332
		3" x 16" Wall Unit	3" x 16" x 7½"		25		0.33	
Artisana® Freestanding Double-Sided Wall System								
 6" x 8"	 6" x 16"	6" x 8" Wall Unit	Front: 6" x 8" x 11" Back: 6" x 6" x 11"	16.5	27	18 (Equal amount of each palletized together)	0.29	1,744
		6" x 16" Wall Unit	Front: 6" x 16" x 11" Back: 3" x 14" x 11"		63		0.63	
 3" x 8"	 3" x 16"	3" x 8" Wall Unit	Front: 3" x 8" x 11" Back: 3" x 6" x 11"	16.5	13	36 (Equal amount of each palletized together)	0.15	1,645
		3" x 16" Wall Unit	Front: 3" x 16" x 11" Back: 3" x 14" x 11"		27		0.31	
Artisana® 6" Unit								
	6" Unit	6" x 16" x 8"	30	52	45	0.67	2,392	
	Product Name	Dimensions	Sq.Ft./Pallet	Lin.Ft./Unit	Lbs./Unit	Unit/Pallet	Lbs./Pallet	
Artisana® Wall System Accessories								
	Corner/Column Unit	6" x 16¾" x 8"	N/A	57		28	1,648	
	Trapezoid Double-Sided Cap	Front: 3" x 8" x 13½" Back: 3" x 7" x 13½"		79	22	126	2,824	














# Unit Specifications-Walls

Product Shapes (Units not to Scale)	Product Name	Dimensions	Sq. Ft./Pallet	Lbs./Unit	Units/Pallet	Sq. Ft./Unit	Lbs./Pallet
<b>Highland Stone® 6" Segmental Retaining Wall System Units</b>							
   Small      Medium      Large	6" Small unit	6" x 6" x 12"	20	30	27 (Equal amount of each palletized together)	0.25	2,455
	6" Medium Unit	6" X 12" x 12"		59		0.50	
	6" Large Unit	6" x 18" x 12"	27	73	36	0.75	2,680
<b>Highland Stone® 3" Segmental Retaining Wall System Units</b>							
   Small      Medium      Large	3" Small Unit	3" x 6" x 11½"	10	14	27 (Equal amount of each palletized together)	0.125	1,124
	3" Medium Unit	3" x 12" x 11½"		28		0.25	
	3" Large Unit	3" x 18" x 11½"	10	41	27	0.375	1,159
<b>Highland Stone® Accessory Units</b>							
   Corner      Cap      Large Step	Corner Unit	6" x 16" x 8"		60	36	24	2,212
	Cap Unit	Front: 3" x 18" x 13" Back: 3" x 12" x 13"	90 Lin.ft.	45	72		3,292
	Large Step Unit	6" x 16" x 16"	32 Lin. ft.	124	24		3,028
<b>Highland Stone® 6" Freestanding Double-Sided Wall Units</b>							
   Small      Medium      Large	6" Small Unit	Front: 6" x 6" x 9" Back: 6' x 4" x 9"	20	20	30 (Equal amount of each palletized together)	0.21	1,987
	6" Medium Unit	Front: 6" x 12" x 9" Back: 6" x 10" x 9"		45		0.46	
	6" Large Unit	Front: 6" x 18" x 9" Back: 6" x 16" x 9"	29	70	40	0.71	2,852
<b>Highland Stone® 3" Freestanding Double-Sided Wall Units</b>							
   Small      Medium      Large	3" Small Unit	Front: 3" x 6" x 9" Back: 3" x 4" x 9"	10	10	30 (Equal amount of each palletized together)	0.10	1,042
	3" Medium Unit	Front: 3" x 12" x 9" Back: 3" x 10" x 9"		23		0.23	
	3" Large Unit	Front: 3" x 18" x 9" Back: 3" x 16" x 9"	10	35	30	0.35	1,102
<b>Highland Stone® Column Units</b>							
  6" Column      3" Column	6" Column Unit	6" x 18" x 9"		75	20	20	1,552
	3" Column Unit	3" x 18" x 9"		38	20		812
<b>Highland Stone® Column Cap Unit</b>							
	Raised Flat Unit	4" x 30" x 30" Flat area 10" x 10"		295	5		1,527



## Unit Specifications-Walls

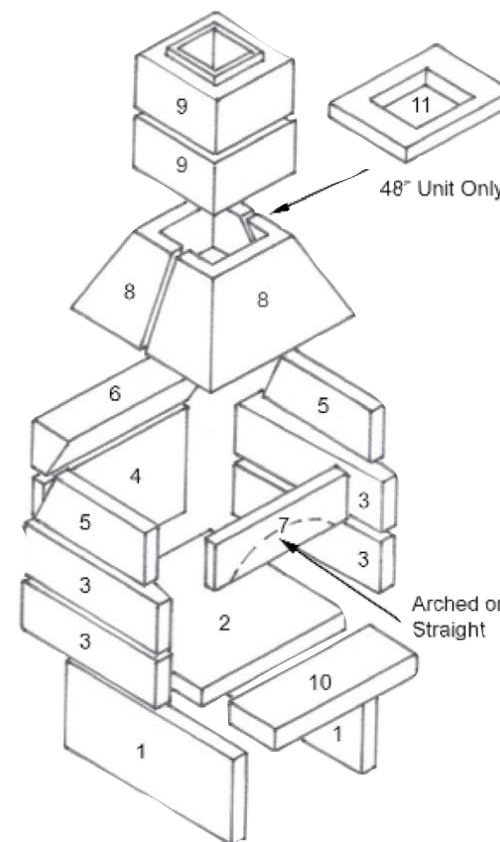
	Product Name	Dimensions	Sq. Ft./Pallet	Lbs./Unit	Units/Pallet	Sq. Ft./Unit	Lbs./Pallet
<b>Diamond Stone Cut® 6" Unit-Formal and Casual</b>							
 Formal  Casual	Formal Face	6" x 17¼" x 12"	26	74	36	0.72	2,716
	Casual Face	6" x 15⅞" x 12"	24	70	36	0.67	2,572
	Product Name	Dimensions	Lin.Ft./Pallet	Lin.Ft./Unit	Lbs./Unit	Unit/Pallet	Lbs./Pallet
<b>Diamond Stone Cut® Accessory Units</b>							
 Cap  Corner  Large Step	Cap Unit	Front: 3" x 18" x 13" Back: 3" x 12" x 13"	90	1.25	45	72	3,292
	Corner Unit	6" x 16" x 8"			60	36	2,212
	Large Step Unit	6" x 16" x 16"	32	1.33	124	24	3,028
	Product Name	Dimensions	Sq. Ft./Pallet	Lbs./Unit	Units/Pallet	Sq. Ft./Unit	Lbs./Pallet
<b>Diamond® 6" Unit</b>							
 Straight  Beveled	Straight Face	6" x 17¼" x 12"	32	68	45	0.72	3,112
	Beveled Face	6" x 15⅞" x 12"	30	63	45	0.66	2,887
	Product Name	Dimensions	Lin.Ft./Pallet	Lin.Ft./Unit	Lbs./Unit	Unit/Pallet	Lbs./Pallet
<b>Diamond® Accessory Units</b>							
 Cap  Large Step	Cap Unit	Front: 3" x 18" x 13" Back: 3" x 12" x 13"	90	1.25	45	72	2,077
	Large Step Unit	6" x 16" x 16"	32	1.33	124	24	3,028
	Product Name	Dimensions	Sq.Ft./Pallet	Lbs./Unit	Unit/Pallet	Sq.Ft./Unit	Lbs./Pallet
<b>Windsor Stone® 4" Unit</b>							
	Standard Unit	4" x 11⅞" x 7"	45	22	140	0.32	3,132
	Product Name	Dimensions	Lin.Ft./Pallet	Lin.Ft./Unit	Lbs./Unit	Unit/Pallet	Lbs./Pallet
<b>Windsor Stone® Accessory Unit</b>							
	Cap Unit	Front: 2⅜" x 12" x 7½" Back: 2⅜" x 9" x 7½"	183	.875	15	200	3,052



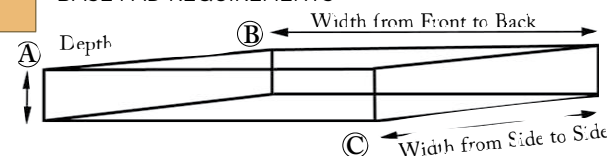
# Unit Specifications-Stone Age Fireplaces

## Standard Fireplace Kit Dimensions

Product Information	24"	36"	48"
#1 LEGS	18"t x 40"d	18"t x 40"d	18"t x 40"d
#2 BASEPLATE	34"w x 33"d	46"w x 33"d	58"w x 33"d
#3 SIDEWALL	11"t x 33"w	11"t x 33" d	11"t x 33"d
#4 BACKPLATE	22 1/2"t x 28"w	22 1/2"t x 40"w	22 1/2"t x 52"w
#5 SLANTED SIDE	11"t x 26"d	11"t x 26"d	11"t x 26"d
#6 BACK HEADER	11"t x 34"w	11"t x 46"w	11"t x 58"w
#7 FRONT HEADER	11"t x 34"w	11"t x 46"w	11"t x 58"w
#8 THROAT	19" square at top x 16"t	23" square at top x 16"t	23"d x 30"w x 16"t
#9 FLUE	19" square x 12"t	23" square x 12"t	23" square x 12"t
#10 HEARTH	11"d x 5"t x 34"w	11"d x 5"t x 46"w	11"d x 5"t x 58"w
#11 THROAT TO FLU ADAPTER	Only needed on 48" unit	Only needed on 48" unit	23"d x 30"w x 4"t
OUTSIDE DIMENSIONS	Legs: 40"d Firebox: 33"d Side to Side: 34"w	Legs: 40"d Firebox: 33"d Side to Side: 46"w	Legs: 40"d Firebox: 33"d Side to Side: 58"w
OVERALL HEIGHT	7'11"t	7'11"t	8'3"t
OVERALL WEIGHT	2300 lbs.	2800 lbs.	3100 lbs.
veneer coverage	75 s/f flats, 32 l/f corners	100 s/f flats, 32 l/f corners	125 s/f flats, 32 l/f corners



### BASE PAD REQUIREMENTS



Minimum Requirement for Foundation		24"	36"	48"
Fabricated Stone Stucco, Stain or Tile	A	4" - 6"	6" - 8"	8" - 12"
	B	48"	48"	48"
	C	40"	52"	64"
Natural Stone or Brick	A	8" - 12"	12" - 18"	18" - 24"
	B	54"	54"	54"
	C	46"	58"	70"

- Determine the height you want the firebox floor off finished grade. The legs #1 provided with the kit are 18 inches tall and put the firebox approximately 24 inches off of the finished grade. If that height is not desired, discard legs and build base out of concrete blocks.
- Once the base is level and square, set the baseplate #2. Level it front to back and side to side. Then install pieces #3-#5 in order shown in picture. Keep each piece level and plumb.
- It is the easiest to install the firebrick inside the firebox AFTER piece #6 and before piece #7. Line the floor, then the back and then sides. Apply 1/4-inch-thick layer cement to the back of brick and 1/4-inch mortar joint around the brick. (NOTE: add high-temperature cement to mixture when applying brick and add water to thin mixture. You want your cement richer and wetter when applying firebrick.)
- Continue installation of pieces #7 thru #9. (NOTE: 48-inch units require #11 throat adapter, which mounts atop #8.) When completed install hearth piece #10, if desired. You are now ready for exterior.
- Unit should not be fired for 21 days after completion, to allow full curing of mortar.

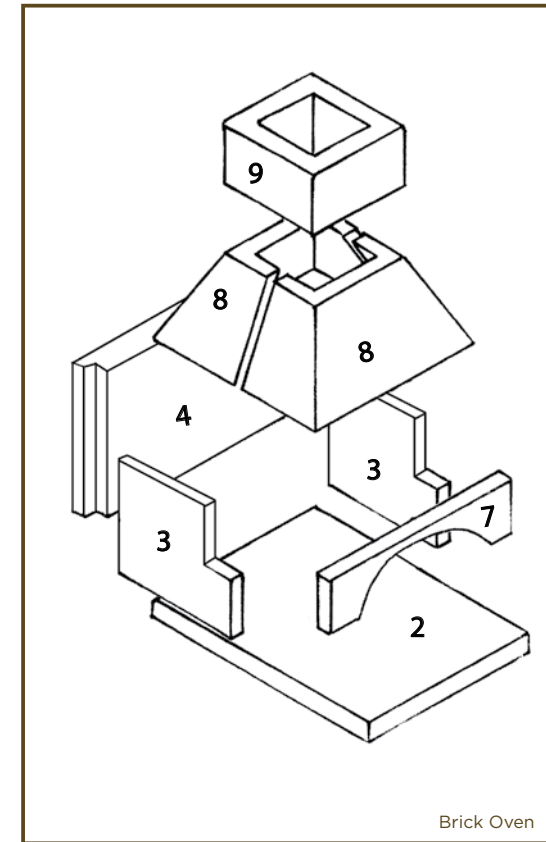
Instruction sheet available at [anchorblock.com](http://anchorblock.com) and on pallet



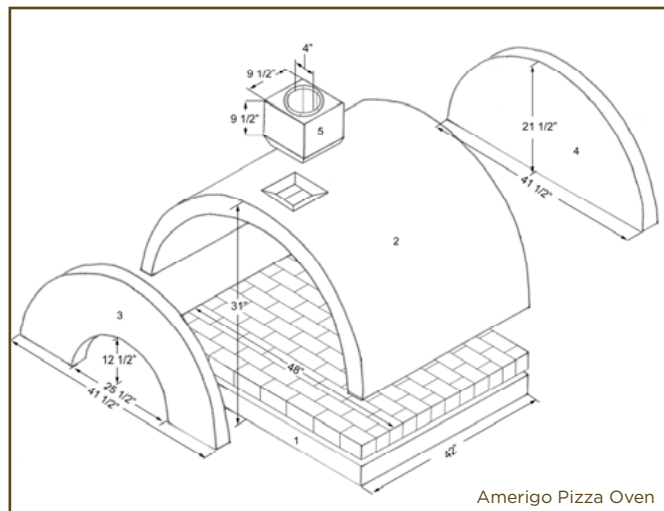
## Unit Specifications-Stone Age Fireplaces

Product Information	Brick Oven Dimensions
#2 BASEPLATE	42"d x 34"w
#3 SIDEWALL	22½"t x 31"d
#4 BACKPLATE	22½"t x 34"w
#7 FRONT HEADER	11"t x 34"w
#8 THROAT	19"square at top
#9 FLUE	19" square
FIREBOX OPENING	25"w x 21"t
veneer coverage	45 s/f flats, 15 l/f corners
WEIGHT	1600 lbs.

1. Determine the height you want the Firebox Floor off finished grade. Using concrete blocks to build base to desired height.
2. Once the base is level and square, set the baseplate #2. Level it front to back and side to side. Add Stone Age high-temperature cement to the mixture used for building base. Cover entire base with fire brick.
3. Next install pieces #3, #4, and #7. Then install the rest of the fire brick. Back and sidewalls will have 2 courses of brick.
4. Set pieces #8 and #9. (NOTE: Extra Flue can be added to extend chimney height if needed. For better temperature control custom-fabricate a door and install a damper on top of chimney. These can be ordered separately or through your Anchor Block Company distributor (see pages 70-71).



Brick Oven



Amerigo Pizza Oven

The **Amerigo™ Pizza Oven** features a one-piece arched roof, for simplified construction and optimal cooking performance. The Amerigo oven offers a larger cooking surface, with over 1500 square inches of floor area, solid 3-inch thick walls for plenty of thermal mass, a wider door and more traditional styling than previous designs. A black one-piece metal door is included with this unit. No damper is required. Veneer coverage is: 35 s/f flats, 14 l/f corners.

Reference pg. 59 to view a picture of the pizza oven.



## Distributor List

### SHOWROOM

Sakstrup Associates, Inc.  
International Market Square  
275 Market Street, Suite C4  
Minneapolis, MN 55405  
Phone: 612-305-0456

**The highlighted locations have feature product displays. All dealers have catalogs and samples. Products featured in this catalog are available through our landscape distributors. Check our website at [www.anchorblock.com](http://www.anchorblock.com) for the most up-to-date listing.**

Abrahamson Nurseries  
20021 St Croix Tr N  
Scandia, MN 55073  
Phone: 651-433-2431  
[www.abrahamsonnurseries.com](http://www.abrahamsonnurseries.com)

Abrahamson Nurseries  
2100 Tower Dr  
Stillwater, MN 55082  
Phone: 651-439-2140  
[www.abrahamsonnurseries.com](http://www.abrahamsonnurseries.com)

Alex Brick & Stone Inc  
514 22nd Ave W  
Alexandria, MN 56308  
Phone: 320-762-0742  
[www.alexbrick.com](http://www.alexbrick.com)

Bachman's  
23004 Cedar Ave S  
Farmington, MN 55024  
Phone: 952-469-3833  
[www.bachmans.com](http://www.bachmans.com)

Bachman's  
6010 Lyndale Ave S  
Minneapolis, MN 55419  
Phone: 612-861-7600  
[www.bachmans.com](http://www.bachmans.com)

Beadle Floral & Nursery  
906 S 8th St  
Aberdeen, SD 57401  
Phone: 605-229-5256  
[www.beadlefloralandnursery.net](http://www.beadlefloralandnursery.net)

Brock White  
4231 West 1st St  
Duluth, MN 55807  
Phone: 218-628-2231  
[www.brockwhite.com](http://www.brockwhite.com)

Brock White  
6784 10th Ave SW  
Rochester, MN 55902  
Phone: 507-282-2421  
[www.brockwhite.com](http://www.brockwhite.com)

Brock White  
2575 Kasota Ave  
St Paul, MN 55108  
Phone: 651-647-0950  
[www.brockwhite.com](http://www.brockwhite.com)

Bryan Landscape  
25425 1st St  
Spirit Lake, IA 51360  
Phone: 712-330-0753

Central Landscape Supply, Inc.  
1120 220th St W  
Farmington, MN 55024  
Phone: 651-463-8595  
[www.centrallandscape.com](http://www.centrallandscape.com)

Central Landscape Supply, Inc.  
4026 Cty Rd 74 S  
St Cloud, MN 56301  
Phone: 320-252-1601  
[www.centrallandscape.com](http://www.centrallandscape.com)

Cohasset Concrete Products  
P O Box 396  
Cohasset, MN 55721  
Phone: 218-328-6296  
[www.cohassetconcreteproducts.com](http://www.cohassetconcreteproducts.com)

Colorful Seasons  
3400 Dakota St  
Alexandria, MN 56308  
Phone: 320-762-1548

Concrete Materials  
1201 W Russell  
Sioux Falls, SD 57118-4140  
Phone: 605-336-5762

Custom Retaining Walls & Landscaping  
10900 E. Point Douglas Rd S  
Cottage Grove, MN 55016  
Phone: 651-769-2704  
[www.crwroch.com](http://www.crwroch.com)

D & M Construction & Landscaping Supplies, Inc.  
702 N Elm Ave  
Owatonna, MN 55060  
Phone: 507-451-3080

Earthworks Landscape Supply, Inc.  
47572 State Hwy 68  
New Ulm, MN 56073-4484  
Phone: 507-359-1131  
[www.shopearthworks.com](http://www.shopearthworks.com)

Eulls Manufacturing Co., Inc.  
3187 Labeaux Ave NE  
St Michael, MN 55376  
Phone: 763-497-2742  
[www.eullsmanufacturing.com](http://www.eullsmanufacturing.com)  
Wholesale only

Finishing Touch  
6743 Division St W  
Bernidji, MN 56601  
Phone: 218-444-9669

Gerten Greenhouses, Inc.  
5500 Blaine Ave  
Inver Grove Heights, MN 55076  
Phone: 651-450-1501  
[www.gertens.com](http://www.gertens.com)

Greener Grass Systems, Inc.  
P O Box 3213  
Eau Claire, WI 54702  
Phone: 715-832-0800  
[www.greenergrasssystems.com](http://www.greenergrasssystems.com)

Greenwood Nursery  
504 Baseline Rd  
Marshall, MN 56258  
Phone: 507-532-9430  
[www.greenwoodnursery.com](http://www.greenwoodnursery.com)

Greenwood Nursery  
611 South 4th St  
Tracy, MN 56175  
Phone: 507-629-3485  
[www.greenwoodnursery.com](http://www.greenwoodnursery.com)

Greenworld, Inc.  
309 7th St N W  
Sioux Center, IA 51250  
Phone: 712-722-2621

Hebron Brick Supply Co.  
1420 Interstate Loop  
Bismarck, ND 58503  
Phone: 701-250-1669  
[www.bismarck.mybrickstore.com](http://www.bismarck.mybrickstore.com)

Hebron Brick Supply Co.  
721 Hwy 2 W  
Devils Lake, ND 58301  
Phone: 701-662-1991  
[www.devilslake.mybrickstore.com](http://www.devilslake.mybrickstore.com)

Hebron Brick Supply Co.  
2300 Main Ave  
Fargo, ND 58103  
Phone: 701-232-0781  
[www.fargo.mybrickstore.com](http://www.fargo.mybrickstore.com)

Hebron Brick Supply Co.  
404 S Burlington Ave  
Fergus Falls, MN 56537  
Phone: 218-739-3671  
[www.fergusfalls.mybrickstore.com](http://www.fergusfalls.mybrickstore.com)

Hebron Brick Supply Co.  
1625 N 36th St  
Grand Forks, ND 58203  
Phone: 701-738-8000  
[www.grandforks.mybrickstore.com](http://www.grandforks.mybrickstore.com)

Hebron Brick Supply Co.  
2311 Elk Dr  
Minot, ND, 58701  
Phone: 701-839-6644  
[www.minot.mybrickstore.com](http://www.minot.mybrickstore.com)

Hebron Brick Supply Co.  
1543 Deadwood Ave  
Rapid City, SD 57709  
Phone: 605-343-3733  
[www.rapidcity.mybrickstore.com](http://www.rapidcity.mybrickstore.com)

Hebron Brick Supply Co.  
2211 W 50th Street  
Sioux Falls, SD 57105  
Phone: 605-331-3640  
[www.siouxfalls.mybrickstore.com](http://www.siouxfalls.mybrickstore.com)

Hedberg Landscape and Masonry Supplies  
4375 170th Street W  
Farmington, MN 55024  
Phone: 651-423-5048  
[www.hedbergaggregates.com](http://www.hedbergaggregates.com)

Hedberg Landscape and Masonry Supplies  
1205 Nathan Ln N  
Plymouth, MN 55441  
Phone: 763-545-4400  
[www.hedbergaggregates.com](http://www.hedbergaggregates.com)

Hedberg Landscape and Masonry Supplies  
8400 60th Street W  
Stillwater, MN 55082  
Phone: 651-748-3158  
[www.hedbergaggregates.com](http://www.hedbergaggregates.com)

Hermans Landscape Supplies  
16586 Johnson Memorial Drive  
Jordan, MN 55352  
Phone: 952-492-2783  
[www.hermanslandscape.com](http://www.hermanslandscape.com)

Hoglund Landscape  
PO Box 1229  
Fargo, ND 58107-1229  
Phone: 800-882-8112  
[www.stanhoglund.com](http://www.stanhoglund.com)



Hough, Inc.  
P O Box 2  
Detroit Lakes, MN 56502  
Phone: 218-847-7391  
[www.houghinc.com](http://www.houghinc.com)

John Deere Landscapes  
9289 Swanson Blvd.  
Clive, IA 50325  
Phone: 515-222-5344  
[www.johndeerelandscapes.com](http://www.johndeerelandscapes.com)

John Deere Landscapes  
15840 Central Ave.  
Ham Lake, MN 55304  
Phone: 763-413-7000  
[www.johndeerelandscapes.com](http://www.johndeerelandscapes.com)

John Deere Landscapes  
27278 Kenworth Place  
Harrisburg, SD 57032  
Phone: 605-368-9057  
[www.johndeerelandscapes.com](http://www.johndeerelandscapes.com)

John Deere Landscapes  
620 B Hamel Rd.  
Medina, MN 55340  
Phone: 763-478-4725  
[www.johndeerelandscapes.com](http://www.johndeerelandscapes.com)

Keeley Farm Drainage &  
Landscape Supplies  
1618 N Old Minnesota Ave  
St Peter, MN 56082  
Phone: 507-931-4935

Keeley Farm Drainage &  
Landscape Supplies  
201 Hawley St S  
Mankato, MN 56001  
Phone: 507-931-4935

Lake Country Fireplace & Exteriors  
164 25th St. SE  
Wilmar, MN 56201  
Phone: 320-235-0036  
[www.lakecountryfireplace.com](http://www.lakecountryfireplace.com)

Landsburg Nursery  
16460 State Hwy 371  
Brainerd, MN 56401  
Phone: 218-829-5519  
[www.landsburgnursery.com](http://www.landsburgnursery.com)

Luedtke Landscaping  
12207 Crosstown Rd  
Grantsburg, WI 54840  
Phone: 715-205-7290

Luxury Landscaping & Lawn Care  
260 County Highway 11  
Audubon, MN 56511  
Phone: 218-439-6277

M & E Landscape Supply Co., Inc.  
12461 Rhode Island Ave  
Savage, MN 55378  
Phone: 952-881-2882  
[www.melandscaping.com](http://www.melandscaping.com)

Mill Pond At Montrose  
P O Box 114  
Montrose, MN 55363  
Phone: 763-675-3307  
[www.themillpond.net](http://www.themillpond.net)

Miller Precast  
Tracy Miller  
Thunder Bay ON P7C 5M9  
Phone: 807-939-2655  
[www.millerprecast.com](http://www.millerprecast.com)

Mustard Seed, Inc.  
6055 Hwy 212  
Chaska, MN 55318  
Phone: 952-361-9954  
[www.themustardseedinc.com](http://www.themustardseedinc.com)

Northland Landscaping & Nursery  
29905 Hwy 65 NE  
Isanti, MN 55040  
Phone: 763-444-6314  
[www.northland-landscaping.com](http://www.northland-landscaping.com)

North Star Company, Inc.  
15677 W Cty Rd B  
Hayward, WI 54843  
Phone: 715-634-8644  
[www.northstarhayward.com](http://www.northstarhayward.com)

North Star Stone & Masonry  
54090 Loren Dr  
Mankato, MN 56001  
Phone: 507-345-7773  
[www.northstarmasonry.com](http://www.northstarmasonry.com)

North Star Stone & Masonry  
3705 Enterprise Dr SW  
Rochester, MN 55902  
Phone: 507-252-1129  
[www.northstarmasonry.com](http://www.northstarmasonry.com)

Palmer's Landscaping  
1983 US Hwy 8  
St Croix Falls, WI 54024  
Phone: 715-483-9222  
[www.palmerslandscaping.net](http://www.palmerslandscaping.net)

Parkview Nursery, Inc.  
PO Box 1014  
Aberdeen, SD 57401  
Phone: 605-225-7818  
[www.parkviewnursery.com](http://www.parkviewnursery.com)

Patio World Landscaping  
260 Kotelko Dr  
Winnipeg, MB R3X 1V7  
Phone: 204-256-7900  
[www.patioworldlandscaping.com](http://www.patioworldlandscaping.com)

Plaza Landscaping and  
Garden Center, Inc.  
951 Plaza Street W  
Albert Lea, MN 56007  
Phone: 507-373-2757  
[www.plazalandscaping.com](http://www.plazalandscaping.com)

Richters Nursery Service  
2850 19th St.  
Rice Lake, WI  
Phone: 715-296-4482

Rivard Stone, Inc.  
318 Hwy 35 & 64  
Houlton, WI 54082  
Phone: 715-247-3856  
[www.rivardstone.com](http://www.rivardstone.com)

Rock Gardens  
6074 Hodgson Rd  
Lino Lakes, MN, 55014  
Phone: 651-490-3058  
[www.rockgardens.net](http://www.rockgardens.net)

Seasonal Spruce Ups  
141 Kimball Ave  
Jackson, MN 56143  
Phone: 507-847-3532

Spaeth Sodding & Landscape  
37228 County Road 13  
Melrose, MN 56352  
Phone: 320-256-4634

Timberwall Landscape Products  
1915 Arboretum Blvd  
Victoria, MN 55386  
Phone: 952-443-2808  
[www.timberwall.com/](http://www.timberwall.com/)

Tree Farm  
213 14th Ave N W  
Watertown, SD 57201  
Phone: 605-882-1178  
[www.thetreefarm.com](http://www.thetreefarm.com)

Wheeler Landscape Supply  
4105 85th Ave N  
Brooklyn Park, MN 55443  
Phone: 763-493-5150  
[www.wheeler-con.com](http://www.wheeler-con.com)  
Wholesale only

Wheeler Landscape Supply  
11151 Chaparral Ave  
Shakopee, MN 55379  
Phone: 952-496-1043  
[www.wheeler-con.com](http://www.wheeler-con.com)  
Wholesale only

Wheeler Landscape Supply  
2385 English St  
St Paul, MN 55109  
Phone: 651-766-7498  
[www.wheeler-con.com](http://www.wheeler-con.com)  
Wholesale only

Zimmerman Home and Garden Center  
13375 1st Ave. So.  
Zimmerman, MN 55398  
Phone: 763-856-44400


The highlighted locations have feature product displays. All dealers have catalogs and samples. Products featured in this catalog are available through our landscape distributors. Check our website at [www.anchorblock.com](http://www.anchorblock.com) for the most up-to-date listing.



# Contractor Project Credits

Cover	Spear's Landscape, Inc	Page 23	Meadowood
Page 3	JLM Landscape, LLC	Page 24	Hebron Brick and Block
Page 10	Top 3 images, left to right JLM Landscape, LLC A to Z Landscaping, Inc. R.S. Contracting & Landscaping	Page 25	Rosch Enterprises
	Bottom 3 images, left to right Information not available Meadowood Information not available	Page 26	JLM Landscape, LLC
		Page 27	Information not available
		Page 28	JLM Landscape, LLC
Page 11	Top 3 images, left to right Sierra Exteriors Anchor Block Company Information not available	Page 29	Winco
	Bottom 3 images, left to right JLM Landscape, LLC Information not available Rosch Enterprises	Page 30	Information not available
Page 12	Top 3 images, left to right Nature's Quest Spear's Landscape, Inc. Rosch Enterprises	Page 31	Information not available
	Top 3 images, left to right Palmer's Landscaping Information not available Renaissance Outdoor Contracting	Page 32	Information not available
Page 13	Top 3 images, left to right Superior Lawn and Hardscape Palmer's Landscaping Homeowner	Page 33	Information not available
	Bottom 3 images, left to right Palmer's Landscaping Anchor Wall Systems Homeowner	Page 34	Information not available
Page 15	AB Hardscapes	Page 35	Information not available
Page 16	Exterior Design Studio	Page 37	Winco
Page 17	Spinner	Page 38	Winco
Page 18	Sierra Exteriors	Page 39	Winco
Page 19	JLM Landscape, LLC	Page 40	Rosch Enterprises
Page 20	Information not available	Page 41	KM Landscaping
Page 21	Anchor Block Company	Page 42	Superior Lawn and Landscaping
Page 22	A to Z Landscaping, Inc	Page 43	Sierra Exteriors
		Page 44	Nature's Quest
		Page 45	Palmer's Landscaping
		Page 46	Complete Landscape
		Page 47	Complete Landscape
		Page 48	Anchor Wall Systems
		Page 49	Information not available
		Page 51	Anchor Block Company
		Page 52	Anchor Block Company
		Page 53	Anchor Block Company
		Page 54	Information not available
		Page 55	Information not available
		Page 57	Information not available
		Page 58	Information not available
		Inside back cover	A to Z Landscaping, Inc.





Charleston™ pavers (textured side down), Millstone color, Charleston™ paver border, Cambray Tan color



DISTRIBUTED BY:



6101 BAKER ROAD, SUITE 205, MINNETONKA, MN 55345

CUSTOMER SERVICE: 1.800.440.8657

[WWW.ANCHORBLOCK.COM](http://WWW.ANCHORBLOCK.COM)

© 2011 Anchor Block Company. Anchor Block Company manufactures the retaining and freestanding wall systems described in this brochure under license from Anchor Wall Systems, Inc. These retaining and freestanding wall systems are covered by Anchor Wall Systems, Inc.'s Limited Warranty. For a complete copy, visit your local distributor or contact Anchor Wall Systems, Inc. at [www.anchorwall.com](http://www.anchorwall.com). The Anchor Build Something Beautiful logo is a trademark of Anchor Wall Systems, Inc. (AWS) and is used by Anchor Block Company under license from AWS. All retaining and freestanding wall products in the catalog are trademarks of AWS. The patio stones, pavers and edgers shown in this brochure are covered by Anchor Block Company's Limited Warranty. All sales are subject to Anchor's Terms and Conditions of Sale and Limited Warranty which can be found at [www.anchorblock.com](http://www.anchorblock.com) or by contacting us a 1.800.440.8657. Anchor Block Company's complete line of walls, pavers and edgers are locally made in Minnesota.